

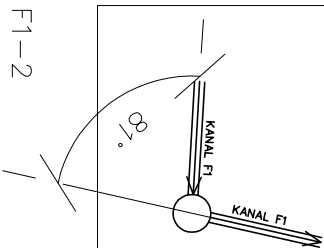
obstoječ jašek

obstoječ jašek  
hI 2.50m  
ØI 250.0  
hV 2.31m  
ØV 250.0  
ØJ 1000.00



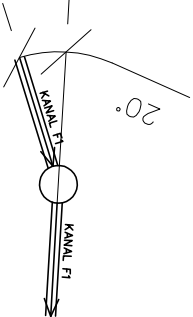
F1-1

F1-1  
hI 1.38m  
ØI 250.0  
hV 1.38m  
ØV 250.0  
ØJ 1000.00



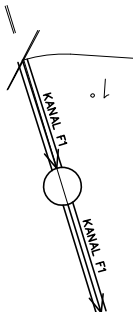
F1-2

F1-2  
hI 2.70m  
ØI 250.0  
hV 2.70m  
ØV 250.0  
ØJ 1000.00



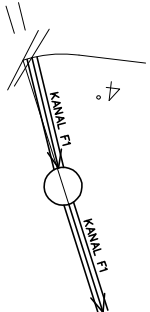
KF1-3

KF1-3  
hI 2.86m  
ØI 250.0  
hV 2.00m  
ØV 250.0  
ØJ 1000.00



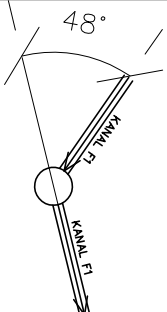
F1-4

F1-4  
hI 2.00m  
ØI 250.0  
hV 2.00m  
ØV 250.0  
ØJ 1000.00



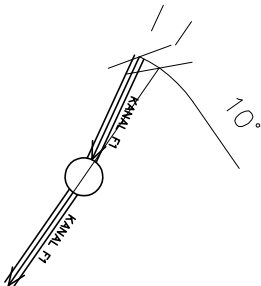
F1-5

F1-5  
hI 2.00m  
ØI 250.0  
hV 2.00m  
ØV 250.0  
ØJ 1000.00



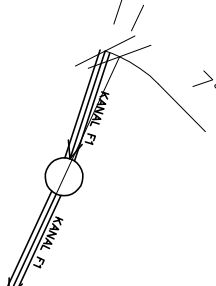
F1-6

F1-6  
hI 2.36m  
ØI 250.0  
hV 2.36m  
ØV 250.0  
ØJ 1000.00



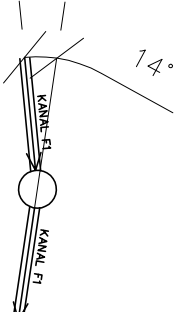
KF1-7

KF1-7  
hI 3.07m  
ØI 250.0  
hV 1.60m  
ØV 250.0  
ØJ 1000.00



KF1-9

KF1-9  
hI 2.79m  
ØI 250.0  
hV 1.81m  
ØV 250.0  
ØJ 1000.00



F1-10

F1-10  
hI 2.00m  
ØI 250.0  
hV 2.00m  
ØV 250.0  
ØJ 1000.00



Opomba:  
veljavne kote vtokov in iztokov revizijskih jaškov so razvidne v  
grafičnih prilogah (Situacija kanalizacije in Vzdolžni prerezi kanalov).  
Pred izvedbo obvezno preveriti točnost podatkov v shemah!

# SHEME JAŠKOV KANALA F1